



# Vegg-Splitter




- You can select from two types incersion diameter and splitting blades

## How to use

1) Cut both ends of a cucumber



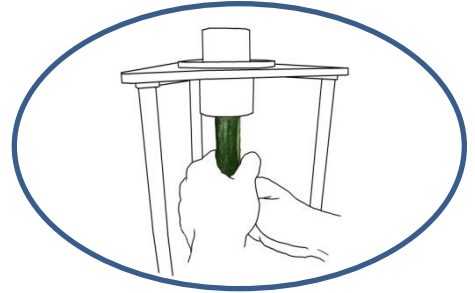
3) Push it directly into the splitter



2) Insert it to the hole



4) Pull it downwards with your hand

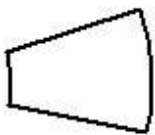
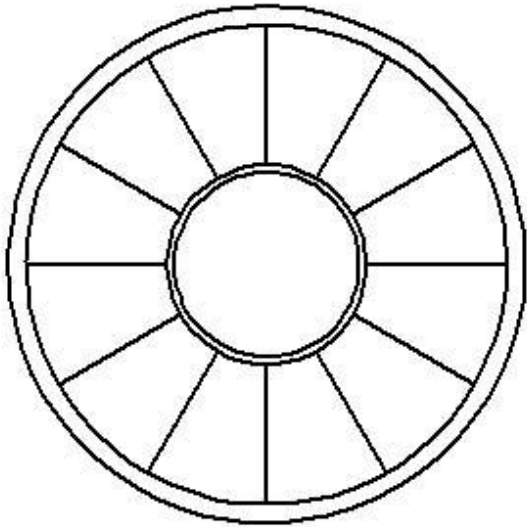


# SPECIFICATIONS

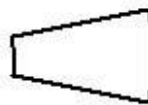
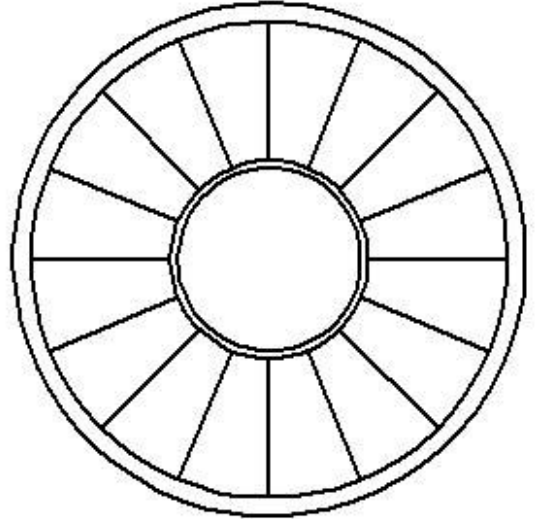
# Vegg-Splitter

Type	vegg splitter 60	vegg splitter 40
Dimensions	200x230x310mm	200x230x310mm
Weight	1.2kg	1.0kg
Blade types	12th split / 16th split	6th split / 10th split / 12th split
Insertion diameter	φ 60mm	φ 40mm
Cucumber diameter	about 35–60mm	about 25–40mm
Center pipe diameter *to remove a core	26mm	9mm

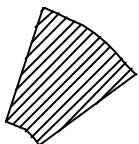
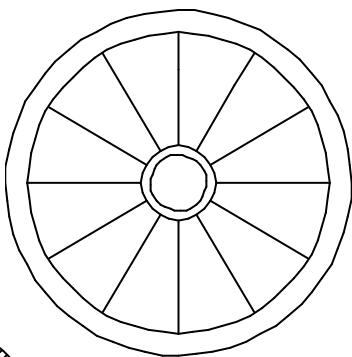
## BLADE TYPES



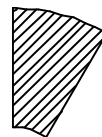
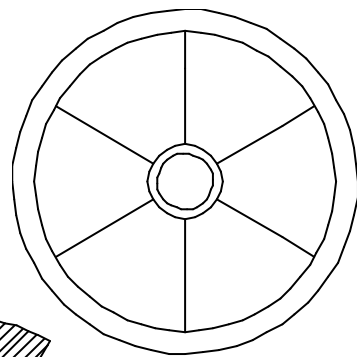
**12th split**



**16th split**



**12th split**



**6th split**

**The upper illustrations are actual size.  
Please use as reference after printing on A4.**